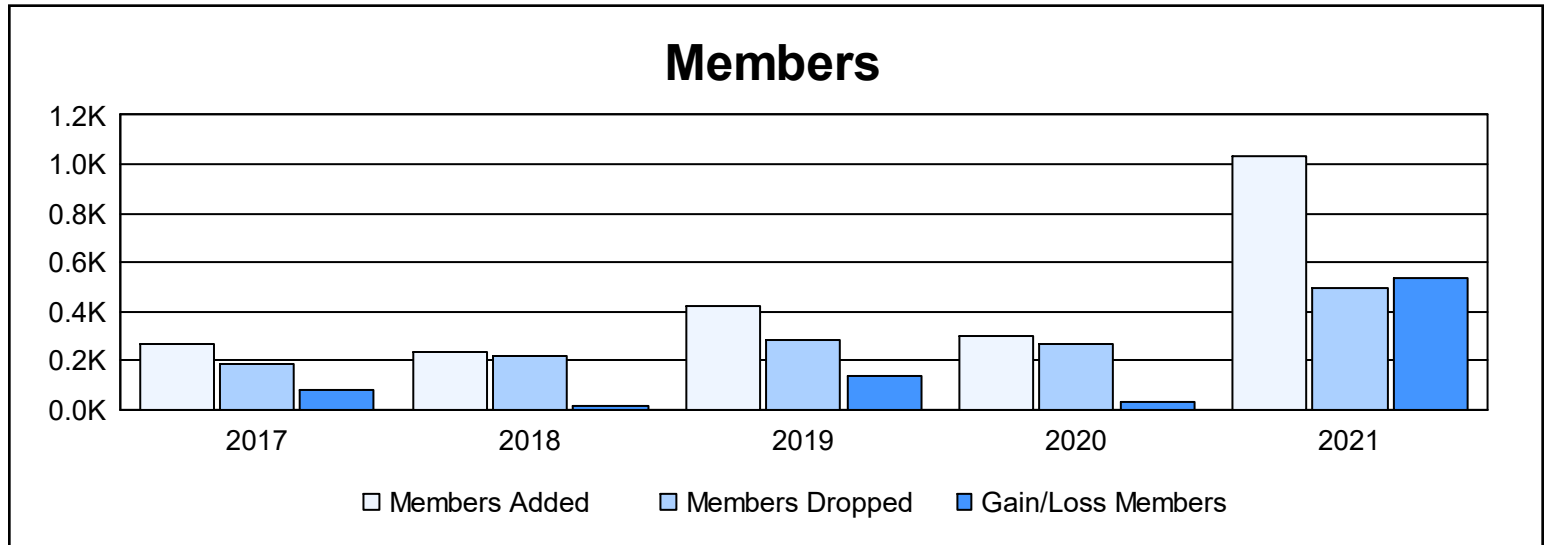
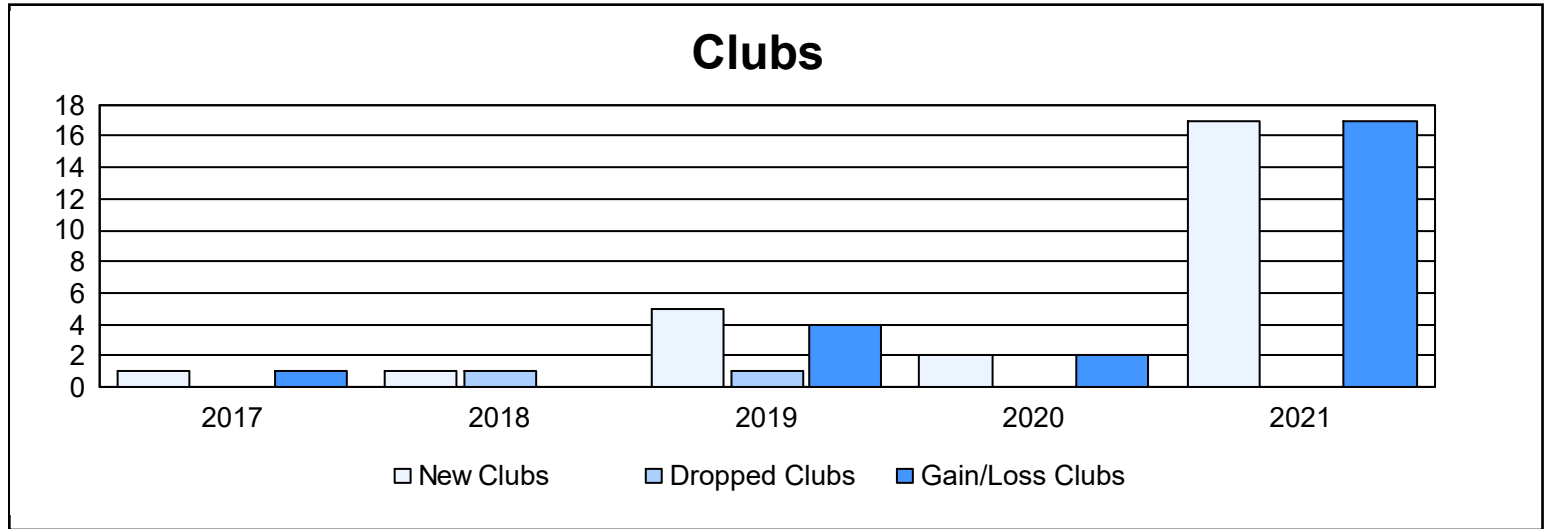
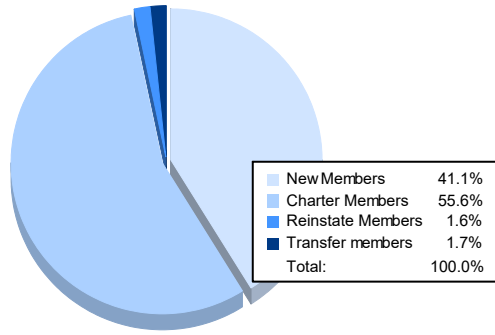


| Year | New Clubs | Dropped Clubs | Gain/ Loss Clubs | New Members | Charter Members | Reinstate Members | Transfer Members | Total Member Added | Total Members Dropped | Gain/ Loss Members |
|----------------|-----------|---------------|------------------|-------------|-----------------|-------------------|------------------|--------------------|-----------------------|--------------------|
| 2016-2017 | 1 | 0 | 1 | 226 | 23 | 5 | 11 | 265 | 183 | 82 |
| 2017-2018 | 1 | 1 | 0 | 181 | 33 | 5 | 13 | 232 | 216 | 16 |
| 2018-2019 | 5 | 1 | 4 | 230 | 148 | 21 | 21 | 420 | 287 | 133 |
| 2019-2020 | 2 | 0 | 2 | 202 | 63 | 20 | 13 | 298 | 265 | 33 |
| 2020-2021 | 17 | 0 | 17 | 424 | 573 | 16 | 18 | 1,031 | 494 | 537 |
| Average | 5 | 0 | 5 | 253 | 168 | 13 | 15 | 449 | 289 | 160 |



Membership Composition June 2021 Cumulative



Gender Composition June 2021 Cumulative

